

Report from the Task Force on Student Fees
Humboldt State University
Final version
10 May 2018

Introduction

The Task Force on Student Fees was created by the Associated Students and President Rossbacher in spring 2018 with the charge to *“Examine mandatory student fees at Humboldt State University, determine whether they are serving the current needs of students, and make recommendations for any future changes.”*

At the beginning, the Task Force agreed that its goals were to 1) ensure the student fees are meeting student needs and 2) keep mandatory fees as low as possible to ensure affordability. The group acknowledged that fee increases have been suppressed (or non-existent) for a number of years, although HSU had the fifth highest campus mandatory fees in the California State University. HSU has made a conscious decision to keep student costs as low as possible, but the real costs of services and materials have increased significantly, as have the needs of students. This situation has created a bottleneck, and to maintain the current services, fees need to increase – in some cases, significantly. In addition, student fees have been used to fund salaries and benefits for student and staff employees; as these costs have increased, the fee structure has not included any provision to cover these increases. Thus, the work of this Task Force is particularly timely.

For background, the University Budget Office prepared a summary of Humboldt State’s Mandatory Fees, and this document, dated February 9, 2018, is attached as Appendix A. In addition, to provide context for the Task Force’s discussions, Appendix B is a summary of the 2017-18 tuition and fees for all campuses in the California State University and Appendix C is a 10-year history of HSU’s student fees.

The Task Force (whose membership is listed below) met from February 9 to May 7, 2018. The group began by gathering information and developing a shared understanding of the current student fees, their history, their purpose, and how the funds are spent. The group then discussed the purpose and value of the fees. The group worked to identify a path forward, develop recommendations, and prepare a report. Although not every member was able to attend every meeting, this report represents the major points of the Task Force’s discussions.

Membership of the Task Force

<i>Student members:</i>	<i>Faculty members:</i>
Elijah Chandler, Chair, Student Diversity Committee, 2017-18	Dr. Julie Alderson, Professor of Art and Chair of the University Senate, 2017-18
Flinn Crosby, Member, University Resources and Planning Committee, 2017-18	Dr. Dale Oliver, Professor of Mathematics and Chair of the University Senate Integrated Curriculum Committee, 2017-18
Courtney Getter, Member, Intercollegiate Athletic Advisory Committee and student athlete (rowing), 2017-18	
Joey Mularky, President, Associated Students, 2017-18	<i>Advisors/Resource people:</i>
Casey Park, Chair, University Center Board, 2017-18	Amber Blakeslee, Budget Officer
Kassandra Rice, Administrative Vice President, Associated Students, 2017-18	Dr. W. Wayne Brumfield, Interim Vice President of Student Affairs
	Jenessa Lund, Executive Director, Associated Students
<i>Convenor:</i>	Kate Stroup, Administrative Support, Student Affairs
President Lisa Rossbacher	Sandy Wieckowski, Manager, Student Financial Services

Overview of Category II Student Fees (Campus Mandatory Fees)

The focus of the Task Force is Category II Student Fees, which are mandatory campus fees that must be paid to enroll in or attend the university every semester. At HSU, Category II Student Fees include (as defined by the CSU):

- Health Services Fee: charged to all students for access to campus-based health services;
- Health Facilities Fee: charged to support a health-center facility;

- Materials, Services, and Facilities (MSF) Fee: charged to all students to cover various services, facilities, or materials that are made available to all students as part of the overall instructional experience;
- Instructionally Related Activities Fee (IRA) (CA Ed Code [89721/89230](#)): charged to all students for instructionally related activities as authorized by the CSU Board of Trustees. As defined by the California Education Code, “Instructionally related activities mean those activities and laboratory experiences that are at least partially sponsored by an academic discipline or department and that are, in the judgment of the president of a particular campus, with the approval of the trustees, integrally related to its formal instructional offerings”;
- Student Body Center Fee (Campus Union Fee): charged to all students to support the University Center (Student Union) facility;
- Student Body Association Fee (Education Code [89300](#)): charged to all students and controlled by the Associated Students (AS). As defined by the California Education Code, “A student body organization may be established at any state university under the supervision of the university officials for the purpose of providing essential activities closely related to, but not normally included as a part of, the regular instructional program of the university.”

In addition to the fees listed above, HSU has two mandatory Category II Fees that are charged once before a student’s first semester: Humboldt Orientation Program (HOP) Fee and ID Card Fee. The Task Force did not include these fees in their discussions.

Assessment of Mandatory Fees

Health Services Fee (a.k.a. Student Health Fee or Health Operations Fee)

In 2017-18, HSU had the second highest Health Services Fee in the CSU (\$436 per year). This fee, along with the Materials, Services, and Facilities (MSF) Fee, was established with the understanding that it could be adjusted annually by the Higher Education Price Index (HEPI). The rationale for why HSU’s costs for health services are relatively high are articulated here: <https://wellbeing.humboldt.edu/healthier-together/cost-factors>.

The Health Services Fee supports the operation of on-campus student health and psychological counseling services. These services are available for all students. The revenues from this source were estimated at \$3.6 million in 2017-18. In addition, Student Health and Wellbeing Services received \$733,000 in state funds in 2017-18.

Humboldt State has particular challenges providing both medical and psychological services in the region. About 20% of students have Kaiser insurance, whose closest location is about four hours away. About 30% of students are covered with a smaller regional insurance company that is “out of network” in Humboldt County, and about 30% have coverage by Partnership/Medical that is county-specific and must be transferred to be usable. The other 20% of students

who have Blue Cross/Blue Shield/United or similar coverage often have difficulty finding a healthcare provider in the area who will accept them as patients. All of these factors create a heightened demand for the services that are provided to students on campus.

In 2017-18, Student Health and Wellbeing Services determined that additional funding was needed to meet the students' needs. The Student Fee Advisory Committee (SFAC) undertook an alternative consultation process to measure student support for a fee increase, from the current \$218 per semester to \$319 per semester, with a report and recommendation for the increase submitted on April 25, 2018. The projected benefits of this fee increase include enhancements in the areas of health services, counseling, health education, and food security. Some examples of what the new fee will make possible include the following:

- Shorter wait times, with more psychiatrists, mental health therapists, doctors, nurses, and other medical providers;
- Sustaining and expanding sexualized violence prevention programs like CHECK IT as temporary federal grant funding ends;
- Student employment opportunities (more than 50 students total with increases);
- 24/7 Plan B and other medication access through discreetly accessible vending machines;
- Advancement of convenient technology like 24/7 emotional support via text, on-line scheduling, and birth-control prescription renewals by phone;
- More availability and quicker scheduling of birth control implants, removals, STI screenings, and other lab work;
- Advertising and other activities to support recruiting diverse candidate pools for new hires and increasing training for staff, particularly in meeting the needs of underrepresented and marginalized communities;
- More Oh SNAP! Student Food Pantry and farm-stand services for students; and
- Expanded no-cost holistic health workshops for all students in yoga, mindfulness, meditation, cooking, and massage.

Health Facilities Fee

The Health Facilities Fee supports the repair and maintenance of the University Health Center building and equipment. Currently, students pay \$6 per year in this category, and about a third of the total \$47,000 generated annually supports mandated CSU and state overhead costs. The remaining revenue funds maintenance and repairs for the existing building.

In 2017-18, the Student Fee Advisory Committee undertook an alternative consultation process to increase this fee to either an initial proposal of \$156 per year to support a new health center facility (in combination with a new building project) or \$110 per year to repair and maintain the existing structure. Following the alternative consultation process, a report and recommendation were completed on April 25, 2018. The projected impact of this increase would include either repairing the existing facility and the required space for more staff or building a new facility. As currently envisioned, additional new construction would include

adding more medical and psychological counseling services, expanding basic needs services, and providing hundreds of new residence spaces for students. As HSU works to identify new options for affordable student housing, this new facility would combine housing, dining, and health services. The increased Health Facilities Fee would contribute significantly to this project. The Student Fee Advisory Committee also recommended that the health operations fee should increase annually by the Milliman Medical Index.

In response to the shortage of timely and affordable healthcare for students, this Task Force on Student Fees recognizes the need for improved health services, which requires additional resources. However, we also recognize that increases to fees must be considered carefully. Humboldt's wellbeing site regarding the Health Operations and Facilities fees offers proposed solutions: <https://wellbeing.humboldt.edu/healthier-together/solutions>.

Materials, Services, and Facilities Fee (MSF)

The Materials, Services, and Facilities (MSF) Fee was approved in July 2010 to replace all Category III miscellaneous course fees, except for course fees for field trips or travel over \$50. The purpose of this fee is to support supplemental instructional materials, beyond the basic classroom, to enhance learning for students. Along with the Health Services Fee, the MSF Fee can be increased annually by the Higher Education Price Index (HEPI), if this is justified. The 2017-18 fee per student is \$328, with an estimated revenue of approximately \$2.5 million.

The Task Force expressed concern about the challenge of distinguishing between the purpose of the IRA fee and that of the MSF. In addition, although HSU does not have a Student Success Fee, the MSF is used in some similar ways to what a Student Success Fee would support. Students on the Task Force indicated particular concern about the absence of student input in how the MSF funds are spent.

The MSF Fee currently supports a number of staff positions; consequently, as the costs of salaries and benefits have increased, the number of other activities that can be supported by these funds has diminished. A related concern is that the fee, when it was originally established, was allocated to the academic colleges with 50% to Natural Resources & Sciences, 25% to Arts, Humanities & Social Sciences, and 25% to Professional Studies. The Task Force questioned whether this distribution needs to be reassessed.

Instructionally Related Activities (IRA) Fee

In 2017-18, HSU students pay \$674 in IRA fees, the highest in the California State University System. The fee was originally established "to provide support for essential educational experiences and activities that aid and supplement the fundamental educational mission of the institution." https://associatedstudents.humboldt.edu/sites/default/files/ira_guidelines.pdf. The distribution of these fees is illustrated in Appendix A.

Over the last several years, a decrease in enrollment at HSU has reduced the funds available from student fees. For the IRA fees, the smaller number of students paying fees has meant reductions in support for many of the activities and groups that have traditionally been funded – and which, in many cases, have come to depend upon IRA Fee support.

The Task Force discussed each of the allocations of the IRA fee separately, as described below:

Jack Pass

The Jack Pass, as part of the IRA Fee, enables students to ride on public transportation in the region during the academic year by displaying a current student ID card. The Jack Pass constitutes \$58 of the IRA Fee (the 2017-18 revenue for this fund was estimated at \$451,000).

Humboldt Energy Independence Fund (HEIF)

The HEIF is a student-determined fee of \$27 per year that the students voted to assess themselves in order to support energy-saving projects (the 2017-18 revenue for this fund was estimated at \$209,000). One of the challenges of implementing this effort has been the lack of continuity in student involvement. The process of developing proposals and receiving approval and funding is long enough that, by the time a project is ready to move forward, the originator may have moved on to other initiatives or graduated.

One result of the existing process is that a significant fund balance has grown to \$1.2 million, of which only about half is earmarked for current projects. HEIF is partnering with the Office of Sustainability to more actively manage this program to ensure that the funded projects are implemented in a timely way.

The Task Force also noted the general lack of awareness about HEIF-funded projects. Examples of completed projects include lights in the Redwood Bowl, hydration stations across campus, and energy-producing solar panels on the Music Building.

The Task Force believes that the purpose of HEIF is strongly connected to HSU's mission and that the work should continue.

IRA funds distributed by the IRA Committee

Each student pays \$64 per year toward the IRA Fee that is allocated by the IRA Committee (the 2017-18 revenue for this fund was estimated at \$499,000).

The Task Force's understanding is that allocations of the IRA fee from the committee must be connected to a specific course offering. This raised the question of what happens when the related course is eliminated, even if the activity is not. The Marching Lumberjacks were cited as an example of this concern; and there are other existing instances. In recent years,

additional exceptions have been made to support activities not directly tied to courses, such as Oh SNAP!, resulting in overlap with other student fee resources and less clarity about when IRA funds can or should be requested and approved.

The students on the Task Force noted that, each year, the politics and agendas surrounding IRA funding requests change. They raised the question of equity of allocations, given that the distribution among colleges is not equal. They also wondered about the patterns of department and program dependency on these funds. Additionally, they suggested that a lack of coordination among the various fees and funding sources may leave some worthy programs unfunded, while others may be funded from multiple sources.

Intercollegiate Athletics

IRA fees represent about 80% of the budget to support Intercollegiate Athletics (an estimated total of \$4.1 million in 2017-18); the rest comes from donations, sponsorships, marketing, ticket sales, concessions, and other revenue sources. In an effort to minimize deep cuts to the University's General Fund budget in 2007-08, the IRA Fee was significantly increased to support Athletics. Details of the expenditure budgets within Athletics are included in Appendix A.

IRA funds for Intercollegiate Athletics are used for personnel costs, team travel, equipment, and other operating costs. These funds cannot be used for student aid, which is supported primarily by donors. A growing challenge is that coaches and staff are included in collective bargaining agreements that are negotiated at the CSU's system level; as salaries and benefits increase, HSU Athletics is required to cover these higher costs. As expenses have grown over the last few years, the IRA Fee and fundraising efforts have become insufficient to fund operating costs in Athletics. The decline in enrollment and resulting decrease in student fees has exacerbated this shortfall. This situation resulted in deficit in Athletics of \$900,000 in 2017-18 and a projected deficit of \$1.2 million in 2018-19 – if nothing changed.

The Task Force discussed the benefits to student-athletes of participating in Intercollegiate Athletics, which include scholarship support, priority registration for student athletes, building community, strong relationships with coaches, and academic support from tutors and required study halls. Student-athletes provide a link to the community, such as when the soccer teams work with local school groups, and Intercollegiate Athletics increasingly provides opportunities for leadership development for team members. The Task Force members also noted the value to other students of school spirit and free on-campus entertainment, although not all students realize that they have access to athletic events for free. They also commented on the fact that most students do not realize how much of their IRA Fee supports Athletics, and they questioned the logic and equity of having student fees subsidizing sporting events for the larger (off-campus) community. Annually, each student pays \$525 in IRA Fees that go to support Athletics. There was concern expressed regarding the relative value of student fee investment in Athletics.

The Task Force members also noted that club sports have very limited budgets, with less than optimal equipment and inequities among sports. They suggested that any assessment of Intercollegiate Athletics should include consideration of club sports as well.

Student Body Center Fee (a.k.a., University Center Fee or Campus Union Fee)

This fee supports the University Center and related activities that serve students. The current fee is \$185 per year, which is one of the lowest in the CSU (2017-18 revenue for this fee was estimated at \$1.45 million). About one-third of the fee covers debt service for the University Center and Student Recreation Center buildings. The remainder supports Center Activities, Center Arts, and the operations of the University Center and Student Recreation Center. Students on the Task Force observed a general lack of student awareness about the purpose of the University Center Fee and a lack of clarity about how these funds are actually used.

The Task Force members discussed the value of the programs offered by Center Arts. Benefits include entertainment that is provided on campus and in safe spaces. The student members of the Task Force noted that performances scheduled by Center Arts sometimes appear to be serving the external community, rather than students, although they were aware that the revenues from these performances generate revenue that then supports student-driven entertainment. The infrastructure provided by Center Arts is also integral in supporting AS Presents, as well as providing employment opportunities for students.

A proposal to increase this fee in 2018-19 appeared as a referendum on the Associated Students ballot in April 2018 (<http://www2.humboldt.edu/uc/feeinfo>). The proposal would have increased the fee by \$130 over a three-year period, to a total of \$315 in 2021. Part of the justification for the increased fee was the need to increase funding for student employees as California's minimum wage increases by \$1 annually for the next four years.

The proposed fee increase was not approved in the student referendum, with 67% of the students who voted not supporting the increase. The University Center is working to clarify the impact of continuing with the same fee level and will develop next steps in summer and fall 2018.

Student Body Association Fee (a.k.a., Associated Student Body Fee or Student Association Fee)

The Student Body Association Fee is part of the Associated Students auxiliary organization. The fee is currently \$117 annually (2017-18 revenue for this fee was estimated at \$920,000); all of these funds support AS-related activities.

The Task Force noted the confusion surrounding the multiple names by which this fee is known. (See recommendations for the proposal to standardize the fee terminology.) This fee is used to help fund a variety of student programs, including the Women's Resource Center

(WRC), the Campus Center for Appropriate Technology (CCAT), the MultiCultural Center (MCC), and the Waste Reduction and Resource Awareness Program (WRRAP). The Task Force observed the potential confusion between use of IRA Fees and this fee, as well as the pattern of some activities receiving funding from multiple fees in a given year.

Recommendations

Overall recommendations

1. The Task Force recommends that student fee assessments like the one undertaken by this group should be done on a regular cycle (perhaps every three years). The Task Force found value in having an open and frank discussion about the mandatory student fees, and the group recommends that this continue on a regular schedule. The members noted that the University did not get into our current situation in one year, and they acknowledged that aligning the fees with current student needs will also be a multi-year process. This Task Force also recommends that the managers or recipients of the various fees make presentations to student groups, including future task forces, to explain and give examples of how the fees are used and how these expenditures benefit students.

2. Many of the services provided by mandatory fees have costs that regularly increase. The Task Force recommends that all mandatory fees be allowed to increase annually up to the amount of the Higher Education Price Index (HEPI); the exception would be the Health Operations Fee and Health Facilities Fee, which could increase by the Milliman Medical Index to reflect the unique costs associated with health care. This should not be an automatic increase, but one that can be authorized, with appropriate justification, and without a referendum or alternative consultation. Currently, only the Health Services Fee and the MSF Fee have the potential for annual increases, based on the HEPI; only the MSF Fee requires a justification before it is adjusted. The University Budget Office, in consultation with the respective areas, will provide an analysis and justification to the Student Fee Advisory Committee as early as possible in the spring semester; SFAC will then forward its recommendation about applying the HEPI/MMI increases in the next fiscal year to the President.

3. The Task Force recommends that future fee increases should be considered with sensitivity to the impact on student finances. In general, no more than a 5% total increase to Category II fees is a reasonable guideline for the immediate future. We recognize that the recommended fee increases for 2018-19 total more than this amount, as this is an unusual year with a necessary recalibration of multiple fees.

4. As the University moves toward an integrated budgeting model, the Task Force recommends a more integrated decision-making process so that everyone understands the purposes of each fee. The goal is to minimize or eliminate multiple funding requests for a specific need being submitted to different sources. The Integrated Assessment, Planning, and Budget Group has already begun this discussion.

5.. The Task Force identified a strong need for more and better communication about student fees to all students. Working with Student Financial Services, this report and fee information will be posted on the student portal, Canvas, and to other places where students will be able to find the information easily. The Task Force recommends that the Student Fee Advisory Committee develop a strong communication plan to ensure that students have information about the use of their fees. The Task Force discussed, but did not come to agreement, on the question of whether student bills should explicitly state how fees are expended. In the absence of an agreement, the Task Force advocates for more transparency and other ways of communicating to students how their fees are being spent.

Specific fee recommendations

Health Services Fee (a.k.a. Student Health Fee or Health Operations Fee)

1. Following an alternative consultation process in spring 2018, the Student Fee Advisory Committee recommended increasing the Health Operations fee by an additional \$93 spread over multiple years. Humboldt's wellbeing site provides details about the Health Services and Facilities fees with proposed solutions: <https://wellbeing.humboldt.edu/healthier-together/solutions>. The Health Services Fee should increase annually by the Milliman Medical Index (MMI). The Task Force supports the outcomes of the alternative consultation process, as recommended by the Student Fee Advisory Committee, to increase the Health Services Fee in order to increase services to students.

Health Facilities Fee (a.k.a., Health Facility Fee)

1. In April 2018, the Student Fee Advisory Committee (SFAC) recommended increasing the Health Facilities Fee, which will provide funding to repair and maintain existing space and could help fund new space in a future building that incorporates student housing, dining services, and basic-needs support. The SFAC concluded that the majority of the cost increase should be borne by the students who will benefit most directly, so they recommended implementing the increase gradually. The SFAC recommended that a \$55 per semester increase should be spread over several years. The Health Facilities Fee should increase annually by the Milliman Medical Index. This fee specifically should be evaluated in the 2020-21 academic year to assure alignment with student needs and the proposed facility project's progress.
2. The Task Force recommends that any MMI increase for the Health Services Fee or Health Facilities Fee must be justified by Student Health and Wellbeing Services and recommended by the Vice President of Student Affairs to the SFAC, which will then make a recommendation to the President for approval.

Materials, Services, and Facilities Fee

1. The Task Force recommends that the University review the use of MSF funds to assess their alignment with the authorized use of these funds in Executive Order 1050. Recognizing that the colleges and academic departments depend on these funds to support some of their academic programs, any uses that need to be modified will likely require a multi-year implementation plan.
2. The Task Force recommends that the allocation methodology for the MSF Fees be re-assessed to determine whether the 50%-25%-25% distribution to colleges continues to make sense with the current curriculum and enrollment distribution. A principled approach to addressing this distribution needs to be created.
3. The Task Force recommends that the Division of Academic Affairs develop a process that will involve students who are interested in participating in the discussion of how the MSF fees are utilized. In part, this process change will help ensure that the funds are being used in alignment with the original intent of the fee.

Instructionally Related Activities Fee

Instructionally Related Activities Fee designated for IRA Committee

1. The Task Force recommends that the IRA Committee discuss and clarify criteria for IRA funding prior to calling for proposals for 2019-20. The Task Force recommends that the Student Fee Advisory Committee honor currently funded programs that have been “grandfathered” in as eligible for funding without an associated credit-bearing course, but does not support adding new exceptions.

Instructionally Related Activities Fee designated for Humboldt Energy Independence Fund (HEIF)

1. The Task Force recommends continuation of the Humboldt Energy Independence Fund (HEIF), based on its creation by students and its alignment with the goals and values of the University. Questions were raised about what seems to be a relatively high fund balance, but additional information from the HEIF Committee clarified that these funds support higher-cost activities when those proposals come forward. Some of the fund balance is also a matter of timing, and many of the funds have already been committed.
2. The Task Force recommends that the HEIF Committee find additional ways of communicating with students about the fee, how it is used, and the campus-wide benefits of these energy-saving projects, in order to both increase awareness and to emphasize the benefits of this fund.

Instructionally Related Activities Fee designated for Athletics

1. The Task Force recommends that the University develop a multi-year plan to start shifting the salaries and benefits of coaches and staff to the state, as state funds are available, so that funding for increases could be provided from state allocations rather than having to be met entirely by student fees. This transition would clearly need to be implemented over multiple years.
2. The Task Force recommends that the University sponsor a town hall meeting in the fall semester 2018 to engage students in assessing the role of Athletics, both intercollegiate and intramural, in the life of the University. This meeting and its facilitation will need to be planned carefully to ensure that the conversation is both candid and inclusive.
3. The Task Force recommends that, when fee support for Intercollegiate Athletics is considered, other types of athletic opportunities in which student athletes can participate should also be considered, including clubs, intramural sports, and community leagues.

Student Body Center Fee (a.k.a., University Center Fee or Campus Union Fee)

1. The Task Force recommends that the University Center create a more detailed report on revenues, how these funds are used, and current reserve levels. How these funds are used is not clear, and accountability to students about how these funds are spent should be a high priority. A general lack of understanding of how the fees are currently used may have contributed to the lack of support for the University Center's proposal for a fee increase in 2018-19. The proposal to increase the University Center Fee by \$130 over the next three years was not endorsed in the referendum in spring 2018. The proposal, if approved, would have increased this fee by \$35 per semester in fall 2018, \$15 per semester in fall 2019, and \$15 per semester in fall 2020, and then adjusted by HEPI after that time. In the absence of an approved fee increase, the University Center budget will need to be revised for 2018-19.

Student Body Association Fee (a.k.a., Associated Student Body Fee or Student Association Fee)

1. The Task Force recommends that the Student Fee Advisory Committee establish a single name for the fee and use it consistently.
2. The Task Force recommends developing a structure for clear communication among the student groups making decisions about fee funding, to ensure that funds are being used to maximum benefit. This communication should probably come from the Student Fee Advisory Committee.

3. The Task Force recommends that Associated Students consider ways to transfer their collective experience and knowledge from year to year, so that student leaders do not have to “reinvent the wheel” every year. Although the Task Force was focused on information about student fees, this goal makes sense in other areas of student government as well.

Student Success Fee

1. The Task Force recommends that Humboldt State should *not* propose the creation of a Student Success Fee. The MSF Fee already covers some of the uses that would be appropriate for a Student Success Fee, and the Task Force felt that adding this new fee could overlap with the goals of the MSF Fee and would decrease the affordability of education at HSU.

Next steps

The Task Force is committed to sharing this report as widely as possible – especially, although not exclusively, to students. This information will be shared with the Associated Students (AS) and the Student Fee Advisory Committee (SFAC) and via the AS website. The report will also be provided to the University Senate, the University Resources and Planning Committee (URPC), the University Center, and the senior leadership of the University. In fall 2018, AS, SFAC, and the Budget Office will partner to engage the University community more broadly to continue forward progress on Task Force recommendations.

Respectfully submitted,

Task Force on Student Fees
10 May 2018

Relevant links

[Student Fee Advisory Committee](#)
[Student Financial Services-Tuition and Fees](#)

Appendix A.

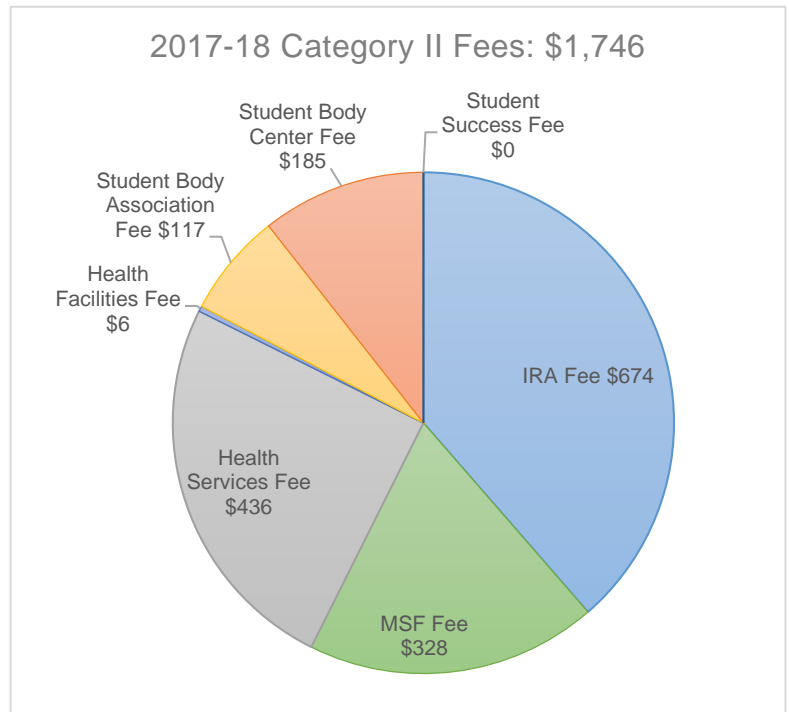
Humboldt State's Category II - Campus Mandatory Fees

Prepared by: University Budget Office

Date: February 9, 2018

Category II fees are campus mandatory fees that must be paid to enroll in or attend the university.

- HSU has the 5th highest campus mandatory fees in the CSU system
 - HSU had the 2nd highest back in 2012-13 – there has been a conscious effort to keep fee increases to a minimum in recent years
- HSU has the highest IRA Fee
- HSU has the 2nd highest Health Services Fee
- HSU has the 3rd highest Materials, Services, and Facilities (MSF) Fee
- HSU does not have a Student Success Fee – 12 CSU campuses do, although HSU's MSF Fee does have some similarities
- The only built in annual fee increases are for the Health Services Fee, which increases by HEPI (Higher Education Price Index – inflationary index specific to higher education), and the MSF Fee, which also increases by HEPI if an increase is justified to maintain services. The five-year average HEPI is about 2%.



Category II - Campus Mandatory Fees	2017-18 Annual Rate*	Distribution %	2017-18 Fee Revenue Budget	System Average	HSU Rank in CSU**	Notes
Instructionally Related Activities (IRA) Fee	674		\$ 5,233,000	211	1	Sonoma #2 at \$484
Athletics	525	77.9%	\$ 4,074,000			
HEIF	27	4.0%	\$ 209,000			
IRA Committee	64	9.5%	\$ 499,000			
Jack Pass	58	8.6%	\$ 451,000			
Materials, Services, and Facilities (MSF) Fee***	328		\$ 2,527,000	164	3	SLO #1 at \$1,186
College of Natural Resources & Sciences (CNRS)	164	50.0%	\$ 1,263,500			
College of Arts, Humanities & Social Sciences (CAHSS)	82	25.0%	\$ 631,750			
College of Professional Studies (CPS)	82	25.0%	\$ 631,750			
Health Services Fee	436		\$ 3,600,000	272	2	Maritime #1 at \$680
Health Facilities Fee	6		\$ 47,000	20	10	San Jose at \$120, 13 at \$6
Student Body Association Fee	117		\$ 920,000	151	17	Bakersfield #1 at \$383
Student Body Center (Campus Union) Fee	185		\$ 1,454,000	446	20	Chico #1 at \$798
Student Success Fee	-		\$ -	211	n/a	12 campuses have SS Fees
Total Category II Campus Mandatory Fees***	1,746		\$ 13,781,000	1,475	5	HSU was #2 in 2012-13

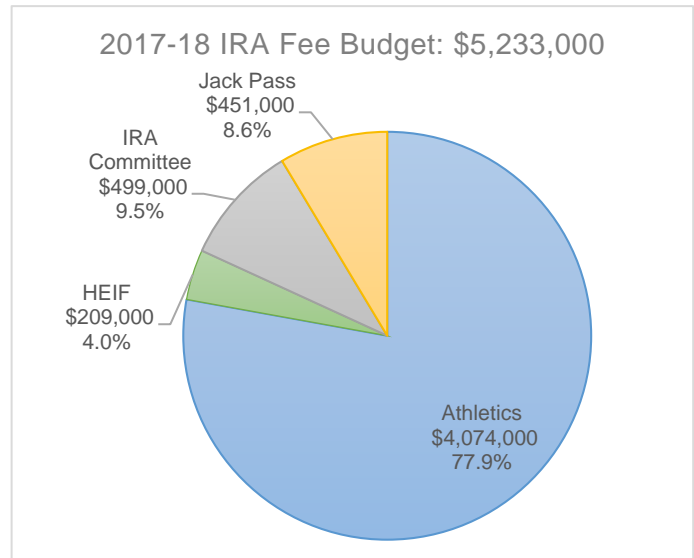
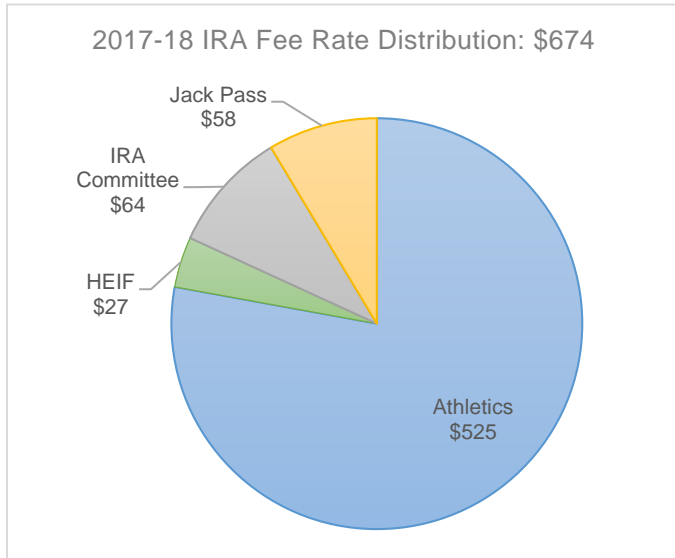
HSU Tuition and Fee Information: <https://www2.humboldt.edu/financialservices/node/44>

CSU System Fee Rates: <http://www.calstate.edu/budget/student-fees/fee-rates/>

CSU System Fee Policy Information: <http://www.calstate.edu/budget/student-fees/fee-policy/>

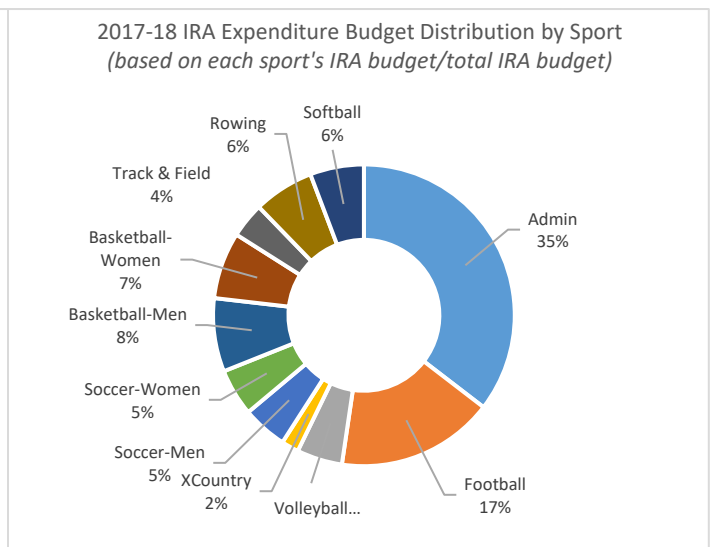
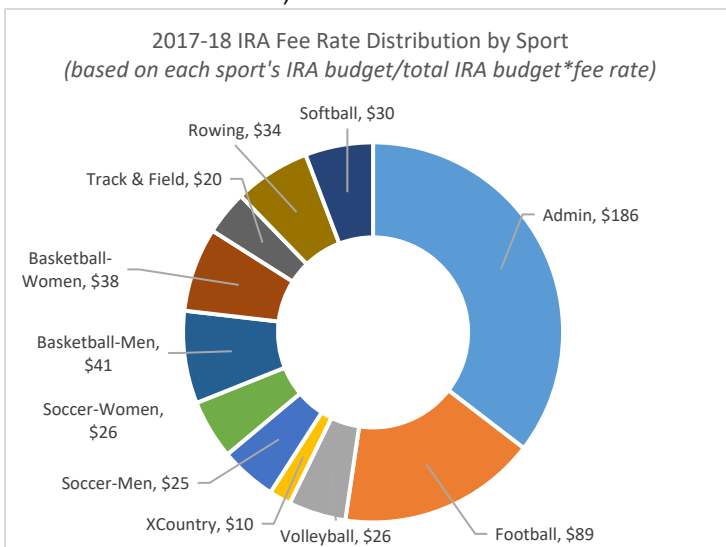
The IRA Fee provides funding for Intercollegiate Athletics, the Humboldt Energy Independence Fund (HEIF), the IRA Committee and the Jack Pass.

- Intercollegiate Athletics uses this funding, along with donations, ticket sales, concessions, etc., to cover sports program costs.
- HEIF funds are used for student-driven projects to help reduce the environmental impact of HSU's energy use.
- The IRA Committee is a committee of the University Senate that provides funding for a variety of instructionally related student activities and programs.
- The Jack Pass allows students to ride on public transportation by simply showing their current student ID card.



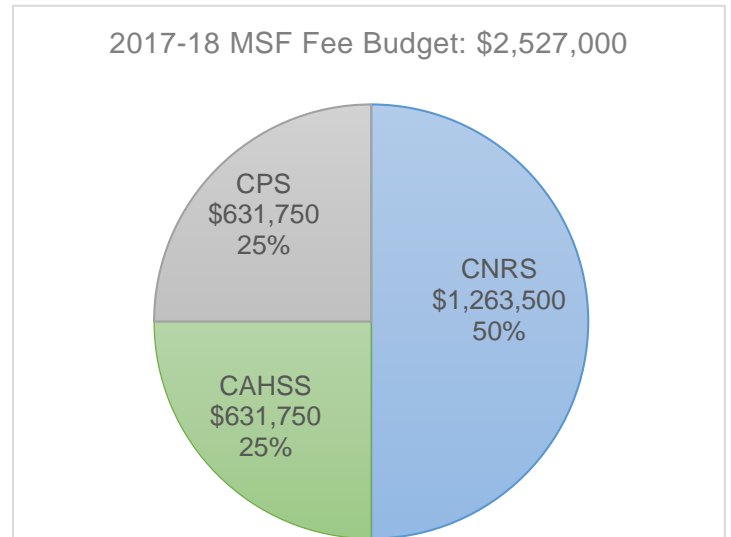
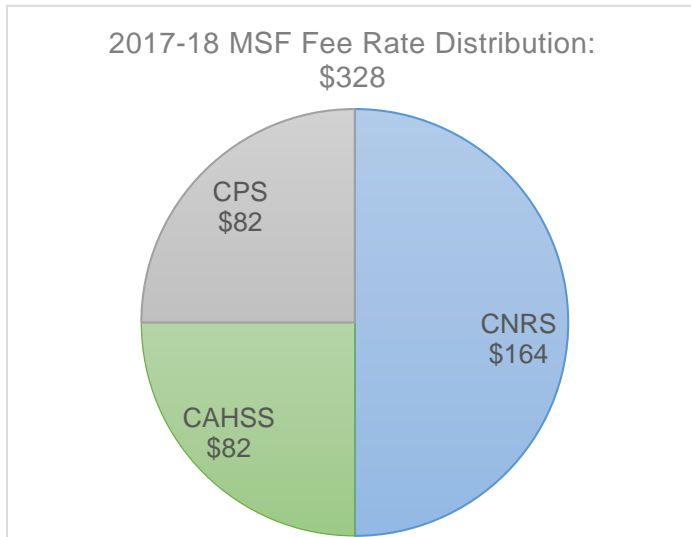
Athletics IRA Fee Detail:

- The IRA Fee supports approximately 80% of Athletics operating costs (e.g. personnel costs, team travel, equipment).
- The Admin department consists of Athletics' administrative costs (e.g. director, public information, marketing, admin support, and centrally managed costs that support all sports such as trainers, equipment managers, conference fees).

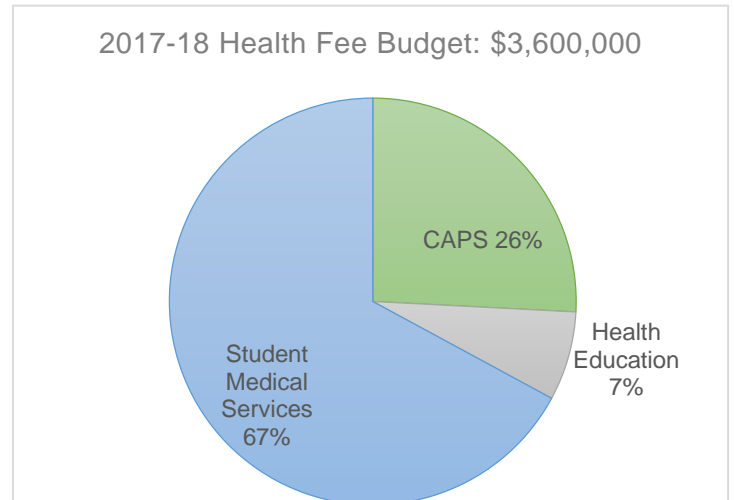


The Materials, Services, and Facilities (MSF) fee supports supplemental instruction material above the basic classroom level to enhance learning experience for students. The MSF Fee is distributed to the three academic colleges, with 50% allocated to the College of Natural Resources and Sciences (CNRS), 25% to the College of Arts, Humanities, and Social Sciences (CAHSS), and 25% to the College of Professional Studies.

A few examples of activities supported by this fee: field trips under \$50, the CNRS core facility, the Marine Lab, and previously charged course fees (e.g. lab fees, art supplies).



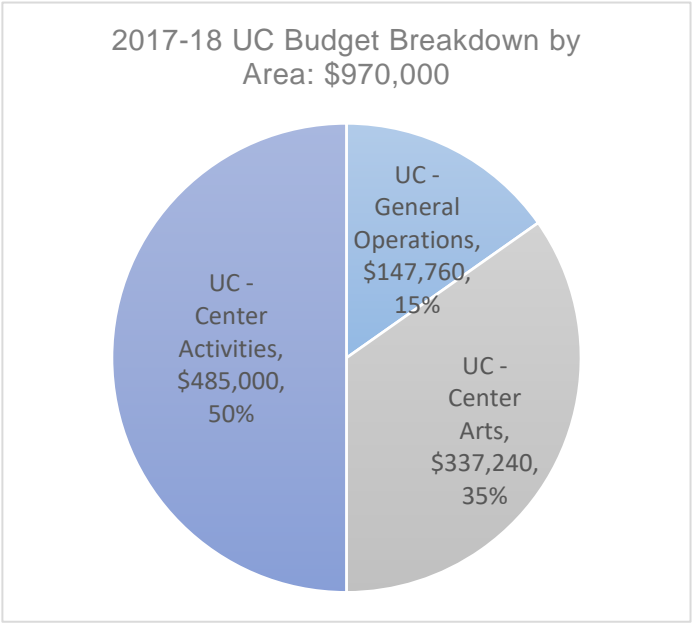
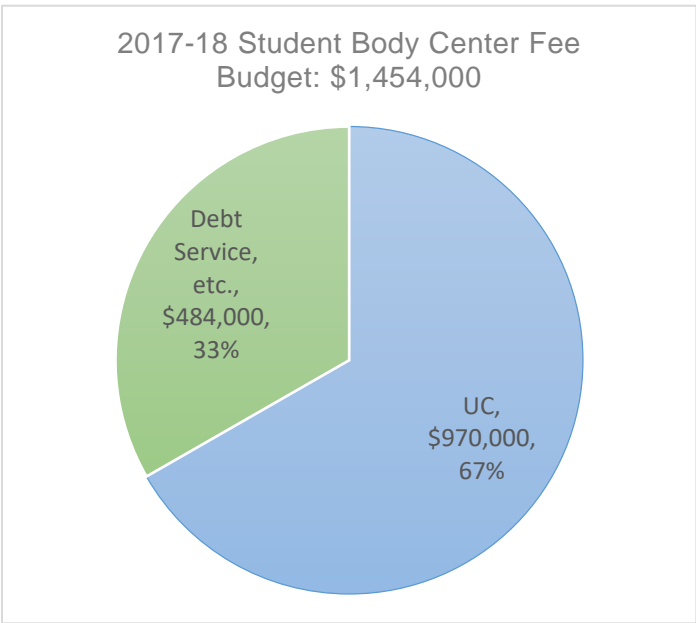
The Health Services Fee, also referred to as the Student Health Fee, supports the operation of on-campus student health and counseling services. This service is available and provided for all students even if they have private health insurance. The annual fee rate for the Student Health Fee in 2017-18 was \$436. The charts on the right reflect the current percent distribution of the overall Health and Wellbeing Services budget between Student Medical Services, Counseling and Psychological Services, and Health Education. In addition, Health and Wellbeing Services received \$733,000 in support in the 2017-18 budget from the University's Operating Fund.



The Health Facilities Fee provides funds for the repair and maintenance of the University Health Center building and equipment. The current fee is \$6 per year. Of the \$47,000 this fee generates, about 1/3 of the fee covers system/state overhead costs and the remaining revenue supports facility related maintenance and repairs.

The Student Body Association Fee is budgeted in the Associated Students auxiliary organization. These resources are used to provide services and activities for HSU students. The annual fee rate is \$117, which generates approximately \$920,000. 100% of the fee supports AS related activities.

The Student Body Center Fee, also referred to as the Campus Union Fee, is used to manage the student center and to make debt service payments on the bond that covered the construction costs of the campus union and recreation center buildings. The annual Student Body Center Fee is \$185. There is no exact split for this fee - after debt service and system/state overhead charges are covered, the remaining balance is distributed to the University Center (UC) to support the Campus Union and other student related activities.



Appendix B.

2017-18 CSU tuition and fee rates

2017-18 California State University Tuition and Fee Rates										
	Undergraduate Tuition*		Health Facilities	Health Services	Instructionally Related Activities	Materials Services & Facilities	Student Success	Student Association	Student Center	Tuition + Campus Fees
	Up to 6 units	Above 6 units								
Bakersfield	\$3,330	\$5,742	\$6	\$302	\$183	\$62	\$0	\$383	\$469	\$7,147
Channel Islands	3,330	5,742	6	190	260	145	0	150	324	6,817
Chico	3,330	5,742	6	276	286	106	0	134	798	7,348
Dominguez Hills	3,330	5,742	6	150	10	5	455	135	334	6,837
East Bay	3,330	5,742	6	225	129	3	240	129	360	6,834
Fresno	3,330	5,742	6	226	264	46	0	69	232	6,585
Fullerton	3,330	5,742	6	163	73	73	369	151	273	6,850
Humboldt	3,330	5,742	6	436	674	333	0	117	185	7,493
Long Beach	3,330	5,742	6	90	50	10	346	120	366	6,730
Los Angeles	3,330	5,742	6	165	126	5	266	54	275	6,639
Maritime	3,330	5,742	14	680	130	280	0	210	0	7,056
Monterey Bay	3,330	5,742	0	186	254	165	0	96	600	7,043
Northridge	3,330	5,742	6	120	30	5	228	188	556	6,875
Pomona	3,330	5,742	6	256	48	0	415	133	739	7,339
Sacramento	3,330	5,742	45	236	373	0	0	134	674	7,204
San Bernardino	3,330	5,742	26	252	156	15	173	123	398	6,885
San Diego	3,330	5,742	50	300	374	50	400	70	474	7,460
San Francisco	3,330	5,742	6	314	236	684	0	108	164	7,254
San Jose	3,330	5,742	120	295	0	31	631	185	717	7,721
San Luis Obispo	3,330	5,742	10	315	313	1,186	833	322	739	9,460
San Marcos	3,330	5,742	50	302	80	249	500	100	630	7,653
Sonoma	3,330	5,742	36	400	484	36	0	234	792	7,724
Stanislaus	3,330	5,742	20	392	316	278	0	126	164	7,038
Average	\$3,330	\$5,742	\$20	\$272	\$211	\$164	\$211	\$151	\$446	\$7,217
Average Campus Mandatory Fees										\$1,475
Credential Program Tuition*	\$3,864	\$6,660								
Graduate/Post Baccalaureate Tuition*	\$4,164	\$7,176								
Education Doctorate Tuition*		\$11,838								
Nursing Practice Doctorate Tuition*		\$15,270								
Physical Therapy Doctorate Tuition*		\$17,196								
Graduate Business Professional*			\$180/quarter unit, \$270/semester unit in addition to graduate tuition and non-resident tuition if applicable.							
Non Resident Tuition*			\$264/quarter unit or \$396/semester unit in addition to applicable tuition rates.							
*The campus mandatory fees are paid in addition to the above tuition rates.										

Appendix C

Ten-year history of HSU's Category II student fees (2008-09 to 2017-18 and proposals for 2018-19)

HSU Category II Fee History

Date: March 8, 2018

HSU CATEGORY	2008-09	2009-10	2010-11	2011-12	2012-13	2013-14	2014-15	2015-16	2016-17	2017-18	2018-19 Proposed**
Health Services*	\$280	\$294	\$384	\$388	\$396	\$402	\$408	\$420	\$428	\$436	\$612
Health Facilities	\$6	\$6	\$6	\$6	\$6	\$6	\$6	\$6	\$6	\$6	\$110
Instructionally Related Activities (IRA)	\$518	\$544	\$556	\$620	\$674	\$674	\$674	\$674	\$674	\$674	\$674
Materials Services & Facilities (MSF)*	\$0	\$0	\$288	\$290	\$296	\$299	\$306	\$316	\$322	\$328	\$340
Student Services	\$0	\$0	\$0	\$0	\$0	\$0	\$0	\$0	\$0	\$0	\$0
Student Association	\$101	\$101	\$101	\$101	\$101	\$101	\$113	\$117	\$117	\$117	\$117
Student Center (Campus Union)	\$185	\$185	\$185	\$185	\$185	\$185	\$185	\$185	\$185	\$185	\$264
Total Campus Based Fees	\$1,090	\$1,130	\$1,520	\$1,590	\$1,658	\$1,667	\$1,692	\$1,718	\$1,732	\$1,746	\$2,417
\$ Change from Prior Year	\$40	\$390	\$70	\$68	\$9	\$25	\$26	\$14	\$14	\$14	\$371
% Change from Prior Year	4%	35%	5%	4%	1%	1%	1%	2%	1%	1%	21%

*Health and MSF include annual HEPR increase (MSF must be justified)

**2018-19 proposed amounts are not final and are subject to change - listed for discussion purposes only

System Average	802	866	938	1045	1140	1214	1287	1343	1409	1475
System Ave \$ Change from Prior Year	\$64	\$72	\$107	\$95	\$74	\$73	\$56	\$66	\$66	\$66
System Ave % Change from Prior Year	8%	8%	11%	9%	6%	6%	4%	5%	5%	5%

CHANCE COMPARISONS

HSU 10 Yr Average Annual % Change (08-09 to 17-18)	6%
System 10 Yr Average Annual % Change (08-09 to 17-18)	7%
HSU 5 Yr Average Annual % Change (13-14 to 17-18)	1%
System 5 Yr Average Annual % Change (13-14 to 17-18)	5%